

| *Company* | FRESENIUS MEDICAL CARE | | *Issue* | 2008 |

| *Content* | ANNUAL REPORT | | *Chapter* | PROFILE |

| *living* | CONFIDENCE |



Fresenius Medical Care

our VISION

CREATING A FUTURE
WORTH LIVING.
FOR PEOPLE. WORLDWIDE.
EVERY DAY.

More than three decades of experience in dialysis, innovative research, the global leader in dialysis services and products – that is Fresenius Medical Care.

Patients with kidney disease can now look ahead with much more confidence thanks to our innovative technologies and treatment concepts. We give them a future, one that offers them the best-possible quality of life.

We use the increasing demand for modern dialysis methods to our advantage and work consistently to enhance the Company's growth. Together with our employees, we focus on pursuing strategies that will enable us to uphold our technological leadership. As a vertically integrated company, we offer products and services for the entire dialysis value chain.

The highest medical standards are our benchmark. This is our commitment to our patients, our partners in the healthcare system and our investors, who trust in the reliable performance and the future of Fresenius Medical Care.

FACTS AND FIGURES

Table 01 OPERATING DATA

<i>\$/ in millions</i>	2008	2007	Change in %
Selected key figures			
Net revenue	10,612	9,720	9 %
Earnings before interest and taxes, depreciation and amortization (EBITDA)	2,088	1,943	7 %
Earnings before interest and taxes (EBIT)	1,672	1,580	6 %
Net income	818	717	14 %
Net cash flow from operating activities	1,016	1,200	(15 %)
Free Cash Flow ¹	343	657	(48 %)
Capitale xpenditure(net)	673	543	24 %
Acquisitions, investments and purchases of intangible assets (net)	218	234	(7 %)
Earnings per ordinary share <i>in \$</i>	2.75	2.43	13 %
Dividend per ordinary share ² <i>in €</i>	0.58	0.54	7 %
EBIT margin <i>in %</i>	15.8	16.3	–
Return in invested capital (ROIC) <i>in %</i>	8.6	8.4	–
Equity to assets <i>in %</i>	40.0	39.3	–

¹ Before acquisitions and dividends

² 2008: Proposal for approval at the Annual General Meeting on May 7, 2009.

Chart 01 REVENUE BY REGION

\$/ in millions

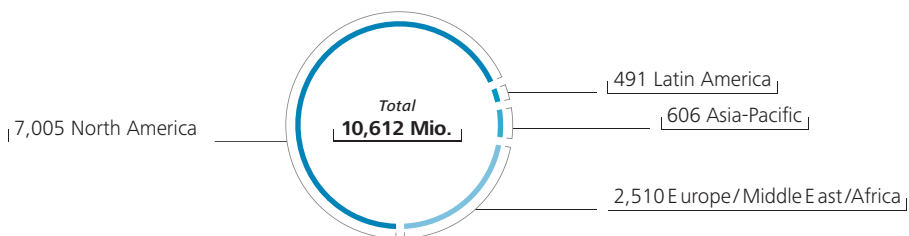
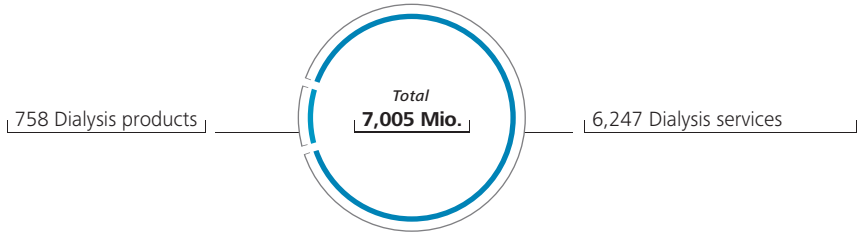


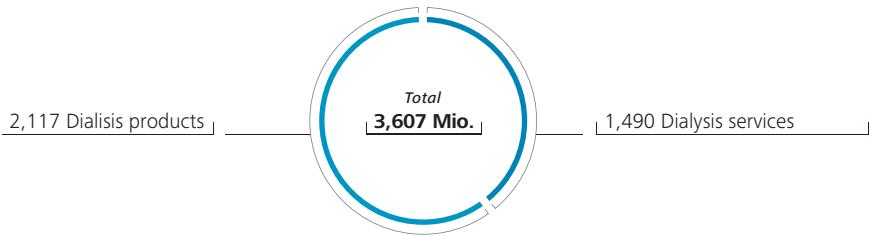
Chart 02 REVENUE BY SEGMENT

\$ in millions

North America



International



FACTS AND FIGURES

Chart 03 FRESENIUS MEDICAL CARE'S PATIENTS WORLDWIDE

Patients

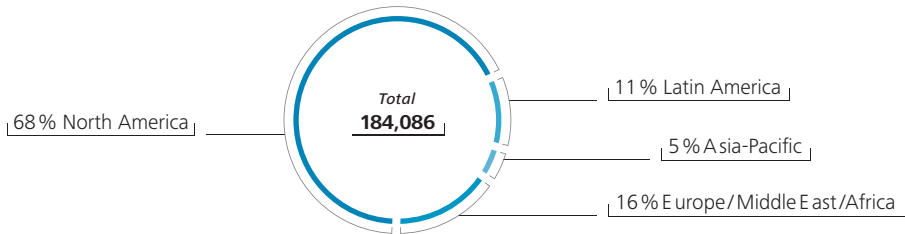
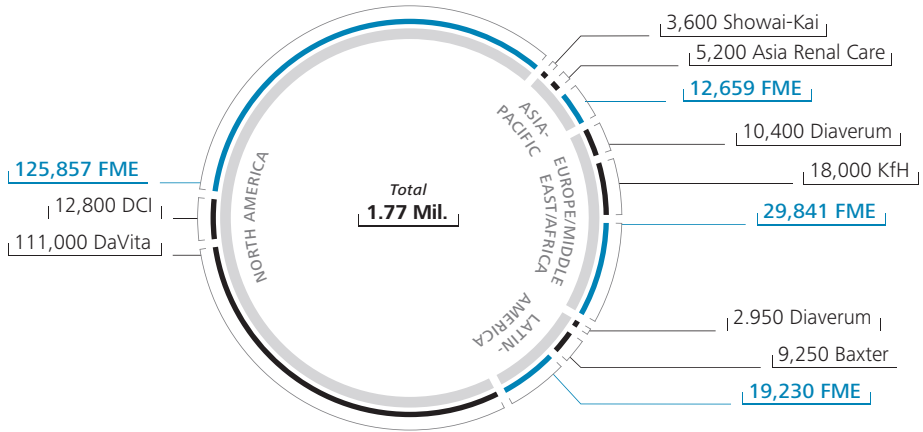


Table 02 FRESENIUS MEDICAL CARE'S CLINICS WORLDWIDE

Number	2008	2007	Change
North America	1,686	1,602	5%
Europe / Middle East / Africa	400	362	10%
Latin America	177	169	5%
Asia-Pacific	125	105	19%
TOTAL	2,388	2,238	7%

Chart 04 DIALYSIS SERVICES WORLDWIDE

Patients

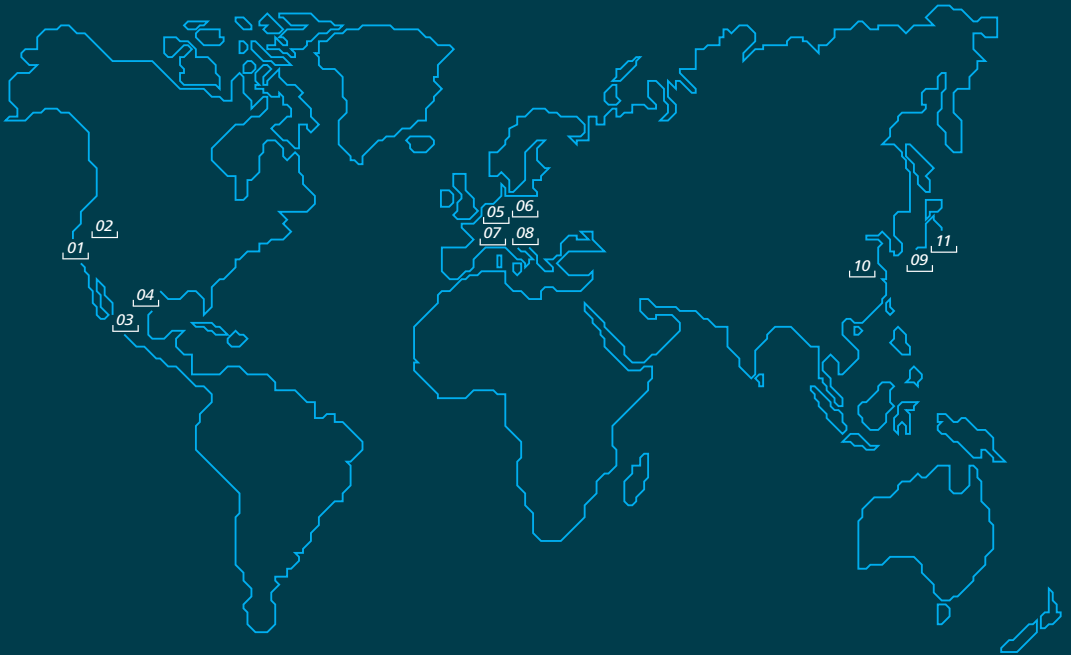


Legend: █ Fresenius Medical Care, █ competitors, █ continent

Table 03 MARKET POSITION IN MAJOR PRODUCT GROUPS

	Rank 1	Rank 2	Rank 3
Dialyzers	Fresenius Medical Care	Gambro	Asahi
Dialysis machines	Fresenius Medical Care	Gambro	Nikkiso
Hemodialysis concentrates	Fresenius Medical Care	Fuso	Gambro
Bloodlines	Fresenius Medical Care	Gambro	Kawasumi
Peritoneal dialysis products	Baxter	Fresenius Medical Care	Pisa

Chart 05 MAJOR PRODUCTION SITES



01, US | WALNUT CREEK

02, US | OGDEN

03, MX | GUADALAJARA

04, MX | REYNOSA

05, DE | ST. WENDEL

06, DE | SCHWEINFURT

07, FR | L'ARBRESLE

08, IT | CREMONA

09, JP | INUKAI

10, CN | JIANGSU

11, JP | BUZEN

our COMPANY PROFILE

Fresenius Medical Care is the world's largest integrated provider of products and services for individuals undergoing dialysis because of chronic kidney failure, a condition that affects more than 1.770 million individuals worldwide.

Fresenius Medical Care is also the world's leading provider of dialysis products such as hemodialysis machines, dialyzers and related disposable products. Fresenius Medical Care is listed on the Frankfurt Stock Exchange (FME, FME3) and the New York Stock Exchange (FMS, FMS/P).

64,666

EMPLOYEES WORLDWIDE

OVER 30

PRODUCTION SITES WORLDWIDE

184,086

PATIENTS WORLDWIDE

2,388

CLINICS WORLDWIDE

ROUND ABOUT 27.87 MILLIONS

DIALYSIS TREATMENTS

our FINANCIAL CALENDER 2009

APRIL 30, 2009

REPORT ON THE
FIRST QUARTER 2009

MAY 7, 2009

ANNUAL GENERAL MEETING,
FRANKFURT / MAIN

MAY 8, 2009

PAYMENT OF DIVIDEND
Subject to the approval of the Annual General Meeting

AUGUST 4, 2009

REPORT ON THE
SECOND QUARTER 2009

NOVEMBER 3, 2009

REPORT ON THE
THIRD QUARTER 2009

CONTACT

Fresenius Medical Care
61346 Bad Homburg v.d.H.
Tel. + 49 6172 609 0
<http://www.fmc-ag.com>

Investor Relations

Tel. + 49 6172 609 25 25
Fax + 49 6172 609 23 01
E-Mail: ir@fmc-ag.de

IMPRINT

Subject to change.

Fresenius Medical Care AG & Co. KGaA
Registered seat and commercial register: Hof an der Saale (Germany), HRB 4019
Chairman of the Supervisory Board: Dr. Gerd Krick
General partner: Fresenius Medical Care Management AG
Registered seat and commercial register: Hof an der Saale (Germany), HRB 3894
Management Board: Dr. Ben Lipps (Chairman), Roberto Fusté,
Dr. Emanuele Gatti, Rice Powell, Lawrence A. Rosen, Dr. Rainer Runte, Mats Wahlstrom
Chairman of the Supervisory Board: Dr. Ulf M. Schneider